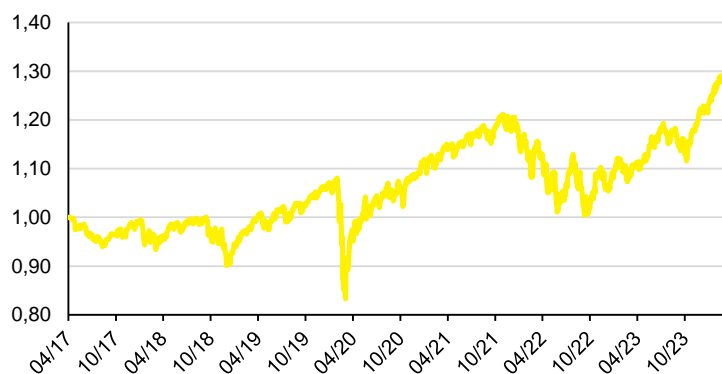


Raiffeisen strategie progresivní

Investment policy

- Raiffeisen strategie progresivní invests primarily into equity, in smaller amount also into bond instruments within the whole world
- Opportunity to participate in the success of major stable corporations
- Diversification of equity positions across all developed economies
- The investment is associated with market, currency, liquidity and emerging market risks

Fund unit value development



1M	3M	6M	YTD	since establishment	
2,06%	6,27%	13,61%	6,27%	3,91% p.a./30,53%	
2023	2022	2021	2020	2019	2018
16,55%	-12,25%	9,70%	3,51%	15,95%	-6,47%

The largest positions held by the Fund

Invesco QQQ Trust Series 1	10,94%
SPDR S&P 500 ETF Trust	8,67%
Vanguard S&P 500 ETF	6,87%
Lyxor Japan TOPIX DR UCITS ETF	6,65%
iShares Russell 2000 ETF	4,14%
SPDR Dow Jones Industrial Aver	3,96%
iShares US Treasury Bond ETF	3,32%
Financial Select Sector SPDR F	3,25%
Industrial Select Sector SPDR	2,71%
CZGB 2.4 09/17/25	Česká republika AA- 2,61%

General information

ISIN	CZ0008475027
Date of first offering	March 20, 2017
Fund type	dynamic mixed
The majority of the Fund assets	equity
Fund currency	CZK
Net asset value (NAV)	1 511,3 mil. CZK
Management fee	1,5%
Entry fee	0%
Exit fee	0%
Performance fee	10%

Indicators

Volatility (p. a.)	7,09%
VaR (99%, 1M)	4,79%
Drawdown	22,93%
Yield to Maturity	0,82%
Coupon	0,61%
Total amount of positions	48

Risk profile (SRI)

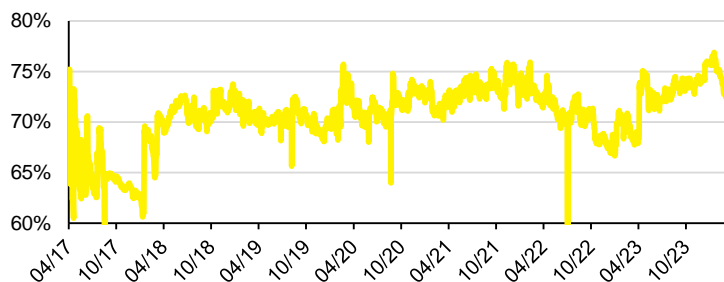
← Lower risk Higher risk →

1	2	3	4	5	6	7
---	---	---	---	---	---	---

Recommended investment horizon

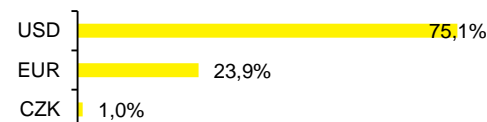


Investment in equity and ETF

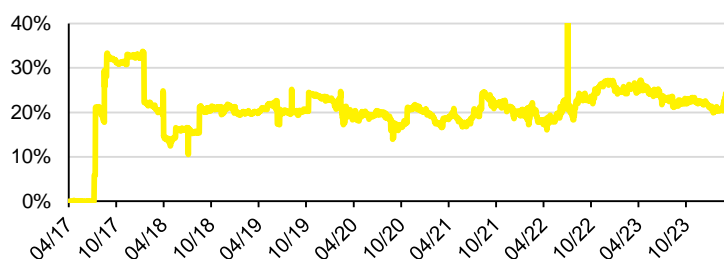


Share of investment in equity and ETF 72,48%
Change compared to the previous month -2,60%

Currency allocation of equity



Bond investment

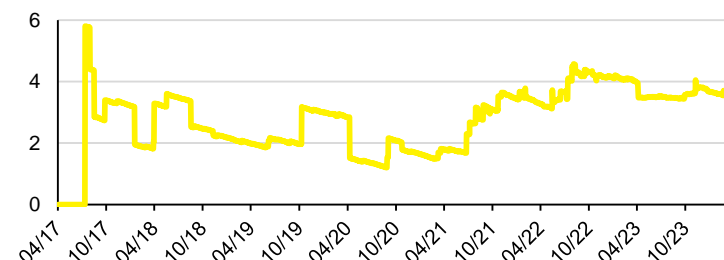


Share of bond investment 24,31%
Change compared to the previous month 3,98%

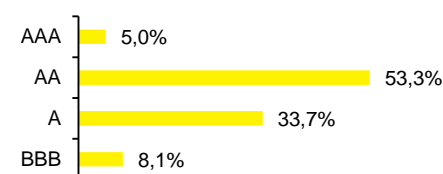
Currency allocation of bonds



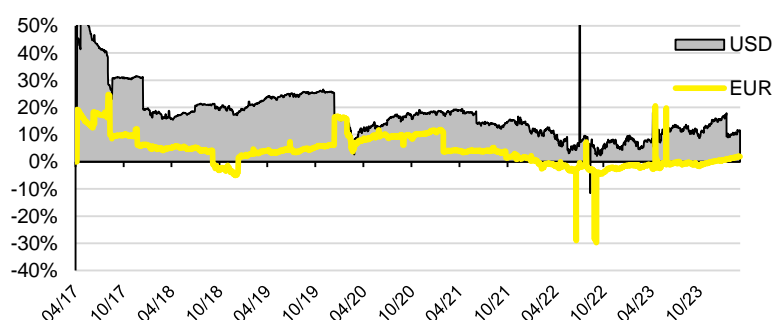
Bond duration and credit quality



Rated securities structure

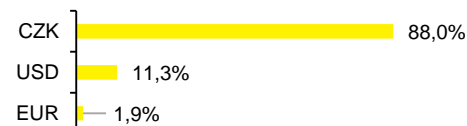


Open positions of foreign currency



Share of USD positions 11,48%
Change compared to the previous month 1,48%

Share of EUR positions 1,93%
Change compared to the previous month 0,63%



Notice

The performance chart covers the period commencing on April 21, 2017 and ending on March 31, 2024. The performance data relate to past periods and they incorporate all fees and costs paid for from the assets of the fund, with the exception of potential entry and exit fees. Performance fee of up to 20% from positive economic result before tax for respective accounting period can be applied, due for payment at the end of the period. The data have been provided by Raiffeisen investiční společnost a.s.

The performance chart of the investment instruments in the Fund portfolio covers the period commencing on April 21, 2017 and ending on March 31, 2024. The performance data relate to past periods and they do not include fees or costs. The development of foreign currency positions is converted from the above currencies into Czech crowns making use of the current exchange rate issued by the Czech National Bank; the yield may increase or decrease due to exchange rate fluctuations. The source of the data is the Bloomberg system.

Past performances do not represent reliable indicators of future results. The value of investments and relating yields may fluctuate and return on originally invested amounts cannot be guaranteed. The full name of the fund and any additional information, including that about fees related to and risks inherent in investments, the relevant key information and the Prospectus of the Fund are available in Czech on the following address: www.rfis.cz.